


# VocoPro

## OWNER'S MANUAL



# SE-690 Pro

## STEREO SONIC ENHANCER

### EXCELLENT FEATURES:

- BRINGS WARMTH TO DIGITAL RECORDINGS AND RESTORES THEIR NATURAL TEXTURE.
- HIGH FREQUENCIES SPARKLE AND REVEAL RICHNESS AND DETAIL.
- LOW FREQUENCIES ARE TIGHT, WELL DEFINED, HARMONICALLY RICH AND CAN BE THUNDEROUS.
- IMPROVED SPEECH INTELLIGIBILITY.
- COMPENSATES FOR POOR SOURCE MATERIAL.
- PLUCKED AND PERCUSSIVE SOUNDS SUCH AS GUITAR, PIANO, DRUMS, AND CYMBALS BECOME CLEARER AND MORE DISTINCT.
- INDIVIDUAL INSTRUMENTS AND VOICES IN ENSEMBLE MUSIC RETAIN THEIR INTEGRITY.
- MOVIE SOUND-TRACK EFFECTS ARE BREATHTAKINGLY REAL.

**CAUTION:**  
**RISK OF ELECTRIC SHOCK**  
**DO NOT OPEN**

---

**CAUTION: TO REDUCE THE RISK OF ELECTRIC SHOCK, DO NOT REMOVE COVER (OR BACK) NO USER-SERVICABLE PARTS INSIDE REFER SERVICING TO QUALIFIED SERVICE PERSONNEL**



The lightning flash with arrowhead symbol, within an equilateral triangle, is intended to alert the user to the presence of uninsulated "dangerous voltage" within the product's enclosure that may be of sufficient magnitude to constitute a risk of electric shock to persons.



The exclamation point within an equilateral triangle is intended to alert the user to the presence of important operating and maintenance (servicing) instructions in the literature accompanying the appliance.

**WARNING**

TO REDUCE THE RISK OF FIRE OR ELECTRIC SHOCK, DO NOT EXPOSE THIS APPLIANCE TO RAIN OR MOISTURE.

**CAUTION:**

TO PREVENT ELECTRIC SHOCK, DO NOT USE THIS (POLARIZED) PLUG WITH AN EXTENSION CORD. RECEPTACLE OR OTHER OUTLET UNLESS THE BLADES CAN BE FULLY INSERTED TO PREVENT BLADE EXPOSURE.

---

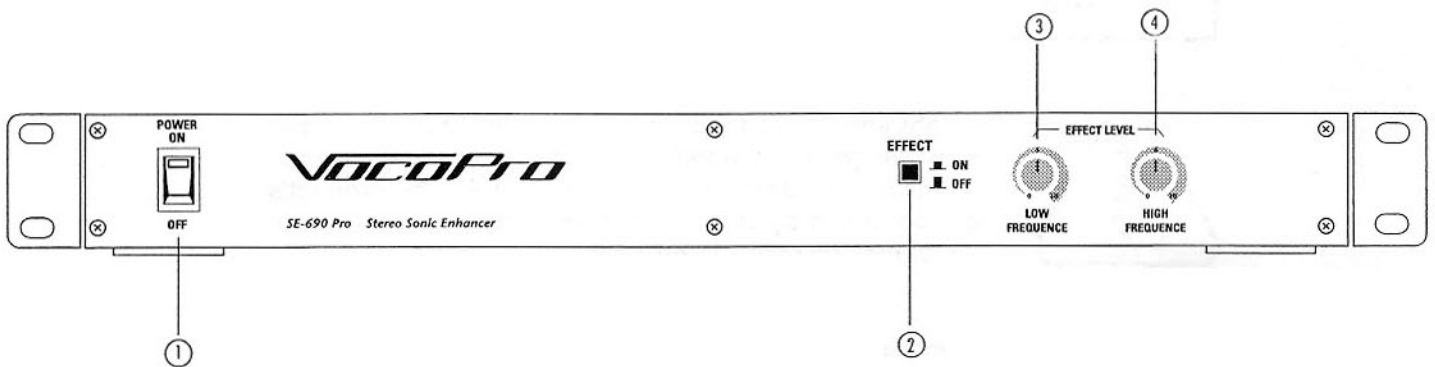
## TABLE OF CONTENTS

---

|                   |   |
|-------------------|---|
| CAUTION .....     | 2 |
| FRONT PANEL ..... | 3 |
| BACK PANEL .....  | 4 |
| CONNECTIONS ..... | 5 |

# Front panel

---



## ① POWER SWITCH

Turns the machine on/off

## ② EFFECT ON/OFF SWITCH

Use this feature to compare how different the music sounds with or without effect. When the effect is on the music has a rich, pure sound. When the effect is off, the music sounds dry.

## ③ LOW FREQUENCY EFFECT CONTROL

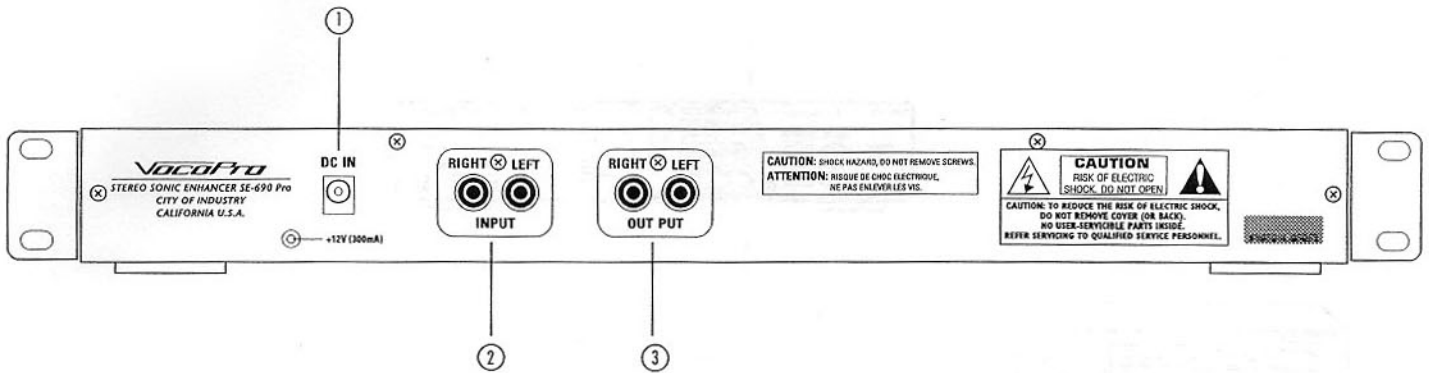
Controls the lower frequency level of the enhancer.

## ④ HIGH FREQUENCY EFFECT CONTROL

Controls the high frequency level of the enhancer.

# Rear Panel

---



## ① DC INPUT JACK:

Plug the 9V AC/DC adaptor into this jack to get power.

Note: Only use the adaptor that comes with the product, any other source may damage the decoder.

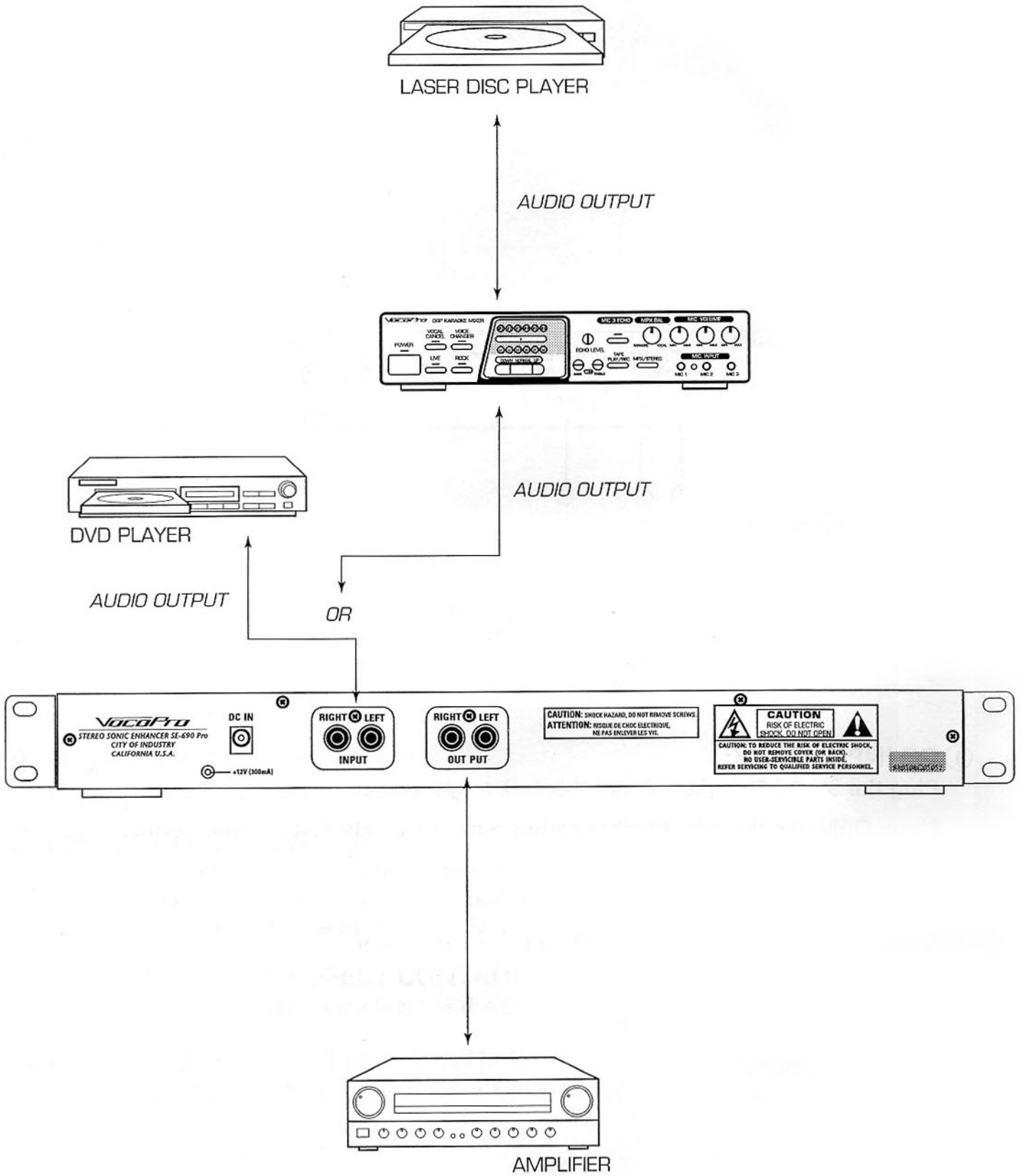
## ② INPUT JACKS

Connect to the output of a CD,DVD, or Laser Disc player.

## ③ OUTPUT JACKS

Connect to the input of an amplifier.

# CONNECTIONS:





[WWW.VOCOPRO.COM](http://WWW.VOCOPRO.COM)

***VocoPro***

**ULTIMATE CHOICE OF KARAOKE ENTERTAINMENT**